

AVL



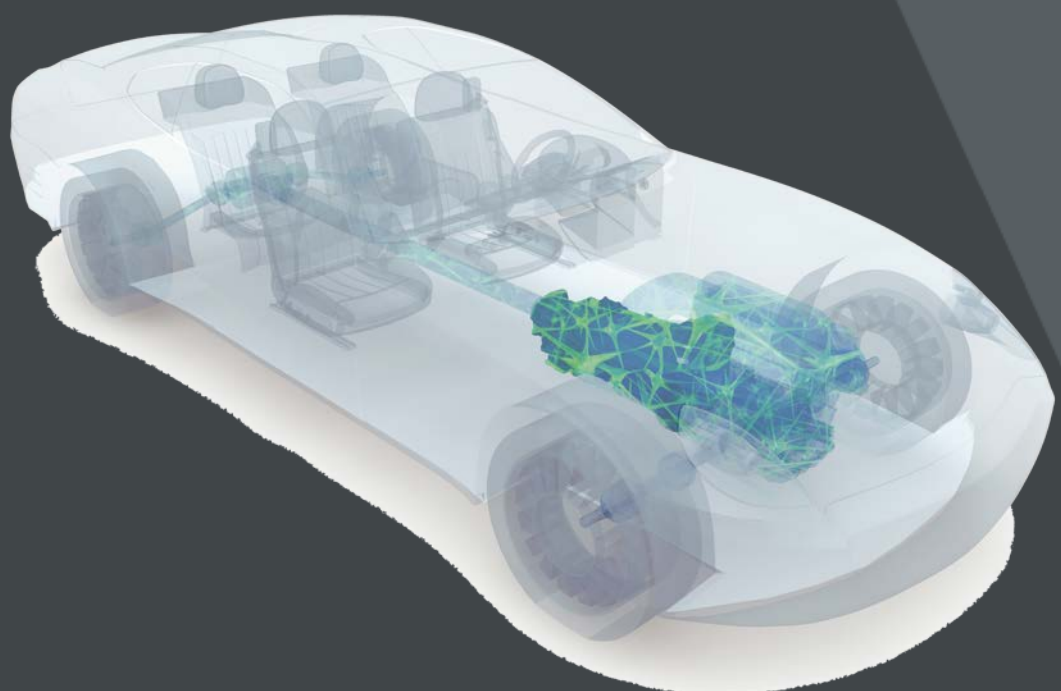
AVL Advanced Simulation Technologies

Tools and Solutions for Next-Level Simulation

Customer Services Catalogue

Software Related Services









- Training and Support
- Knowledge Transfer
- Project Work



Overview of Training Courses in Graz, 2015

Products

Scheduled Dates

	January 12-13
	April 21-22
	June 16-17
	October 06-07
	February 05-06
	March 24-25
	September 08-09
	January 26-28
	March 30 – April 1
	June 29 – July 1
	October 19-21
	November 30 – December 02
	February 11-12
	June 23-24
	September 29-30
	February 03-04
	May 05-06
	September 15-16
	November 10-11
	April 14-15
	September 22-23
	March 03-04
	May 19-20
	October 13-14
	January 20-22
	March 17-19
	June 08-10
	September 01-03
	November 03-05

Register online: www.avl.com

PRICES

Scheduled Trainings:

Company: EUR 400,- per day

University: EUR 200,- per day

Non Scheduled Trainings ONSITE: EUR 1.850,- per day (incl. travel costs for trainer

Non Scheduled Training in Graz:

EUR 1.200,- per day (for Company & Univ.) max. 4 participants

inside Europe)!

Table of Contents

1. Introduction	4
2. Overview of AST Customer Services	5
2.1 Validity of Prices and Training Content.....	5
2.2 AST Training Center	6
3. Training & Software Support.....	7
3.1 Installation Support	7
3.2 Standard Software Training	8
3.2.1 Basic Software Training.....	9
3.2.2 Application Software Training.....	10
3.2.3 BOOST Training Courses.....	11
3.2.4 BOOST Hydsim Training Course	12
3.2.5 CRUISE Training Courses.....	13
3.2.6 EXCITE Designer Training Course.....	15
3.2.7 EXCITE Piston&Rings Training Courses.....	15
3.2.8 EXCITE Power Unit Training Courses.....	16
3.2.9 EXCITE Timing Drive Training Courses	18
3.2.10 FIRE Training Courses	19
3.2.11 DoE and Optimization Training Course	26
3.2.12 MATLAB / Simulink Interface Training Course	26
3.2.13 Python Training Courses	26
3.3 Non-Standard Software Training	27
3.4 Software Support	28
3.4.1 Local Support.....	29
4. Know How Transfer & Engineering Support.....	32
4.1 Technology Seminars	32
4.2 Engineering Support	33
4.2.1 Start-up Support	34
4.2.2 Enhancement Support.....	35
4.2.3 Consulting	36
4.2.4 Software Customization and Specific Software Development	37
5. Project Work.....	38
6. Identification of Material Properties for Simulation Model Input	38
7. Meshing Services	38
8. Appendix.....	39
8.1 AST Global Customer Support Process (GCSP).....	39
8.1.1 Single Point of Contact	39
8.1.2 Level Concept.....	39
8.1.3 Escalation Model	40
8.1.4 Support Review	40

1. Introduction

This document describes all AVL AST software product related services offered by the customer services group (AST / CC).

➤ **From a Software Provider to a Solution Provider**

Besides the development of easy-to-use software products, AVL AST provides development of methods and advanced simulation solutions. The transfer of engineering and application know-how is necessary for an extensive use of advanced simulation technologies in daily work, in addition to training in the usage of a software tool.

➤ **Create Values for Customers**

AST offers various services in different levels to support our customers in the best way to shorten the initial phase from first contact with our products to the effective usage in the development process.

In addition we provide services for improvement of the applied methods and for development of new simulation methods in close co-operation with the customer up to complex project work including simulation-measurement comparison for validation of methods or taking over design responsibility.

➤ **From Engineer to Engineer**

All our engineers participate in method development and advanced simulation work, software training and support. This is definitely a challenging task for all engineers involved, but for the customer it offers the significant benefit that by each contact with our service group he is in contact with highly experienced engineers, who know their tools and the application, work in close contact to the software development and can link their engineering experience with the information coming from software support of various customers.

➤ Our message to customers is: "***We assist our customers in developing advanced simulation excellence***"

Graz, May 2014

Thomas Resch (AST CC / Head of Customer Services)

Oliver Knaus (AST CCS / Global Customer Support Manager)

2. Overview of AST Customer Services

The customer services group comprises the three modules

- Training & Software Support
- Know How Transfer & Engineering Support and
- Project Work

An overview of the entire chain from basic training and standard software support via enhanced know-how transfer up by technology seminars and specific engineering support up to specific advanced solutions, performed as project work, is shown in following figure. These services are valid for AST worldwide.

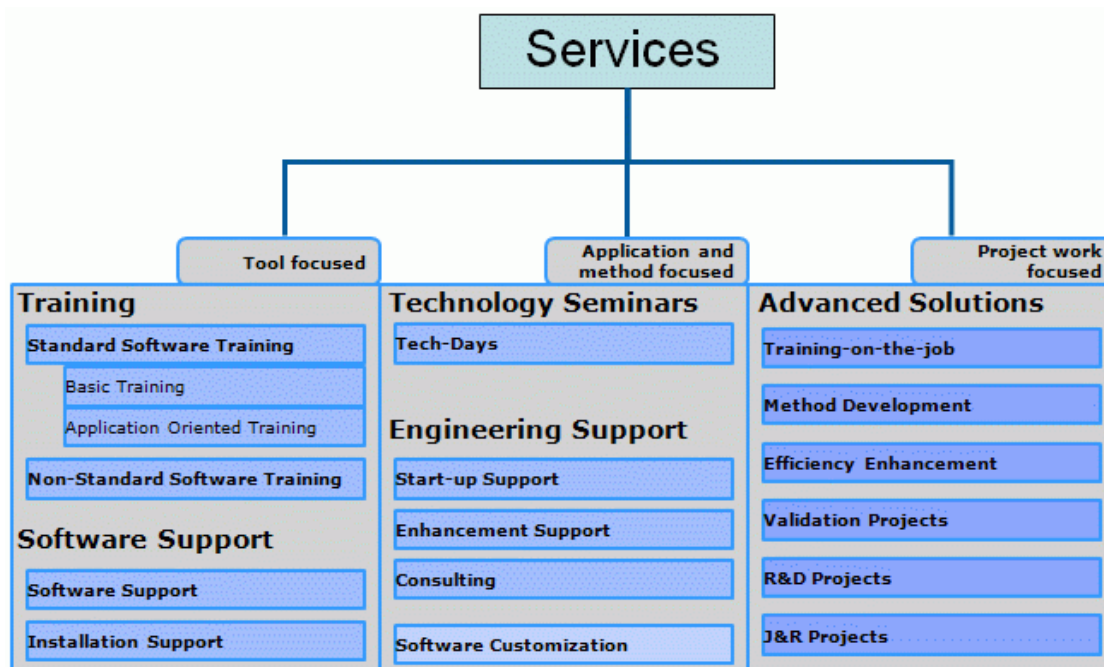


Figure 1: Overview of AST Customer Services

2.1 Validity of Prices and Training Content

* All **prices** given in this document as well as **training content** is related to activities done by AVL AST Graz and can differ for local affiliates.

For more details contact your local support and sales organization.

2.2 AST Training Center

- 3 modern-equipped and air-conditioned training rooms
- Training by support and application engineers
- Hardware examples for demonstration purpose



3. Training & Software Support

This module focuses mainly on the usage and installation of the AVL AST software tools:

- AST offers support for *installation of software tools* at customer specific environment.
- AST offers for all its software products *standardized software training* for getting started.
- For software related questions AST offers *software support* according to the AST customer support process.

3.1 Installation Support

This module deals with the installation of our software at customer specific environment.

ID **Service**

CC_31	Installation Support
<p><u>Purpose:</u></p> <p>Basic step is the installation of the software on a single computer or on a file server. Second step is valid for more complex installations as multi-processor environment on clusters or the connection of AVL AST software with a queuing system such as LSF or another customer specific queuing system.</p> <p><u>Validity:</u></p> <p>Basic installation is valid for all AST tools, multi-processor option for FIRE and connection with a queuing system is valid for AWS software and FIRE.</p> <p><u>Content:</u></p> <ul style="list-style-type: none"> • Software installation from CD / DVD, ready to work. • Installation performed by AST engineer. • Customization of AWS interfaces according to the requirements of the queuing system. <p><u>Requirements:</u></p> <ul style="list-style-type: none"> • Basic requirements to the system are given by AVL in advance and have to be fulfilled. • AVL engineer has to get administration privileges during the installation phase. <p><u>Customer Benefit:</u></p> <ul style="list-style-type: none"> • Fast start-up to get a valid installation running. • Best possibility to enable the usage of all features of the software. <p><u>Duration:</u></p> <ul style="list-style-type: none"> • Half a day for basic installation. • Connection with queuing system depends highly on the complexity of this system and has to be done in close co-operation between AST and system administration on customer side. For LSF system installation will take approximately one day, for other systems around 3 days. <p><u>Price (excl. Tax):</u> * see chapter 2.1</p> <p>Installation will be done at customer side. Price for installation by one AST engineer is:</p> <ul style="list-style-type: none"> • Basic installation: 500 euro * see chapter 2.1 • Installation in complex system environment and connection to queuing system: 1200 euro per day * see chapter 2.1 <p>Travel and accommodation will be charged separately.</p>	

Contact	
<u>Additional Information</u>	Responsible Sales Manager
<u>Proposal</u>	Responsible Sales Manager

3.2 Standard Software Training

Standard training courses are provided and performed by AST using standard training material and calculation models. AST offers basic and application training modules.

Training courses are available for each AVL AST software product and are provided in Graz, at AVL affiliates or on-site at customer.

General training language is English or local language at AVL affiliates.

Register at the [AVL Homepage](#) using the **AVL Skill Center** to search for a course and submit an inquiry, after which you will receive a Confirmation E-Mail.

Cancellations must be made in written form 1 week before the start of the course.

Training at AVL Graz

- Training courses will take place at AST Headquarters, Alte-Poststraße 152, A-8020 Graz, Austria.
- AST will organize accommodation for customers, if requested.
- At AVL affiliates arrangements are to be made with the affiliates.
- Training courses held in Graz have the additional benefit for customers to get in contact with various application engineers from AVL.

Training at Customer's Site

- On-site training will be held by one engineer from AST. The customer is asked to provide a training room with equipment and necessary hardware.
- Software should be pre-installed by the customer. Additional licenses during the training can be provided by AST.

Contact	
Training Content	Link to Homepage
Training Schedule	AVL Training Calendars
Training Registration	AVL Homepage

3.2.1 Basic Software Training

An overview of the handling and usage of the product is given as well as a general introduction in main applications. A standard model for the simulation is presented and possible applications are discussed.

ID Service

CC_321	Basic Software Training
<p><u>Purpose:</u></p> <ul style="list-style-type: none"> • Overview about the software tool • Enables the user to build up and run calculation models, prepared by AVL <p><u>Validity:</u></p> <p>Basic training courses are offered for all AVL AST software products.</p> <p><u>Content:</u> * see chapter 2.1</p> <ul style="list-style-type: none"> • Introduction, theory, primer examples, modeling, simulation and post-processing <p><u>Goals:</u></p> <ul style="list-style-type: none"> • Basic knowledge • Capability of software handling <p><u>Customer Benefit:</u></p> <ul style="list-style-type: none"> • Fast and efficient way to start using the software tool <p><u>Duration:</u></p> <ul style="list-style-type: none"> • Depending on training (see subsequent product listing) <p><u>Price (excl. Tax):</u> * see chapter 2.1</p> <p>For scheduled training courses held in Graz, the price is:</p> <ul style="list-style-type: none"> • 400 euro per day and participant • 200 euro per day and participant for Universities <p>AVL offers fixed dates for scheduled training courses, typically one training per quarter of the year. At these training courses engineers from different companies can participate (max. 12 people). Alternatively training can be held on request.</p> <p>For training on request, the total price for one AST engineer for one full day training is:</p> <ul style="list-style-type: none"> • 1200 euro for max. 4 participants in Graz * see chapter 2.1 • 1850 euro for max. 6 participants at the customer location (in Europe), including travel and accommodation * see chapter 2.1 	

Contact	
Information & Organization	Training Organization - Jennifer Lechner (jennifer.lechner@avl.com)
Registration	link to registration (inquiry) on the AVL Homepage
Training Schedule	AVL Training Calendars

3.2.2 Application Software Training

Application training courses are also standard, but focus on specific applications and are based on the knowledge given by standard basic training.

For some products various course parts for different applications are offered. They can be combined individually according to the customer requirements.

ID Service

CC_322	Application Software Training
<p>Purpose: The application software training will improve the knowledge about the software tool and will train the user the methodology of special application methods.</p> <p>Validity: Application training courses are offered for all AVL AST software products.</p> <p>Content: * see chapter 2.1</p> <ul style="list-style-type: none"> • Application method, special theory, application examples • Special modeling, post-processing technology <p>Goals:</p> <ul style="list-style-type: none"> • Special application oriented knowledge <p>Customer Benefit:</p> <ul style="list-style-type: none"> • Fast and efficient way to learn a new software application field <p>Duration:</p> <ul style="list-style-type: none"> • Depending on training (see subsequent product listing) <p>Price (excl. Tax): * see chapter 2.1</p> <p>For scheduled training courses held in Graz, the price is:</p> <ul style="list-style-type: none"> • 400 euro per day and participant • 200 euro per day and participant for Universities <p>AVL offers fixed dates for scheduled training courses, typically one training per quarter of the year. At these training courses engineers from different companies can participate (maximum 12 people). Alternatively training can be held on request.</p> <p>For training on request, either in Graz or, total price for one AST engineer for one full day training is:</p> <ul style="list-style-type: none"> • 1200 euro for max. 4 participants in Graz * see chapter 2.1 • 1850 euro for max. 6 participants at the customer location (in Europe), including travel and accommodation * see chapter 2.1 	

Contact	
Information & Organization	Training Organization - Jennifer Lechner (jennifer.lechner@avl.com)
Registration	link to registration (inquiry) on the AVL Homepage
Training Schedule	AVL Training Calendars

Further information:

- Application training courses are on request after completing the basic training.
- Pre-requisites: Completed the related Basic Training Course

3.2.3 BOOST Training Courses

BOOST Basic Training Course	TBCS-01
<p>Content:</p> <ul style="list-style-type: none"> ◆ Introduction and Theory ◆ Create a Model of a 4-stroke Gasoline or a Diesel Engine (1 cylinder model optional) ◆ Series Calculation ◆ Post-processing ◆ Control Elements ◆ MATLAB Interfaces ◆ Burn ◆ Transient Calculation (on request as additional ½ day) 	<p>Duration: 2 days</p>
BOOST Application Training Courses	TBCS-02 to 04
<p>Content:</p> <p>TBCS-02: Aftertreatment (1.5 days)</p> <ul style="list-style-type: none"> ◆ Introduction and Theory ◆ Examples: DOC Light Off and DPF Regeneration ◆ Kinetic Parameters Calibration Using Optimization Tool ◆ Introduction to AST User Coding Interface <p>TBCS-03: Linear and Non-Linear Acoustics (1 day)</p> <ul style="list-style-type: none"> ◆ Introduction and Theory ◆ Example: Exhaust Muffler Model (Rockdrill) ◆ Advantages/Disadvantages of Linear vs. Non-linear Solution ◆ Transmission Loss Adjustment Using Optimization Tool <p>TBCS-04: Turbocharger (1 day)</p> <ul style="list-style-type: none"> ◆ Introduction and Theory ◆ BOOST Simplified Turbocharger Model ◆ Turbocharger Matching and Full Turbocharger Model 	<p>Duration: 1 / 1.5 days</p>

3.2.4 BOOST Hydsim Training Course

BOOST Hydsim Basic Training Course	TBHY-01
<p><u>Content:</u></p> <ul style="list-style-type: none"> ◆ Introduction and Theory ◆ Overview of Basic Components ◆ Diesel Injection Systems ◆ Gasoline and other Injection Systems ◆ Hydraulic Valve Trains and Transmission ◆ Post-processing 	<p><u>Duration:</u> 2 days</p>

3.2.5 CRUISE Training Courses

CRUISE Basic Training Course	TCSS-01
<p><u>Content:</u></p> <ul style="list-style-type: none"> ◆ Introduction ◆ Workflow to Create a Vehicle Model ◆ Explanation of Available Calculation Tasks ◆ Explanation of Different Calculation Types (Variations) ◆ Post-processing 	<p><u>Duration:</u> 2 days</p>
HEV and EV Modeling	TCSS-02
<p><u>Content:</u></p> <ul style="list-style-type: none"> ◆ Introduction of Electrical Components ◆ Basic Controller Usage (No Controller Development) ◆ Model Setup and MATLAB Interfacing 	<p><u>Duration:</u> 1 day</p>
CRUISE M Engine Basic Training Course	TCM-01
<p><u>Content:</u></p> <ul style="list-style-type: none"> ◆ Introduction ◆ Engine - Theory & Modeling Guidelines ◆ Setup of Basic TC Engine Model ◆ Simulation Setup ◆ Post-Processing ◆ Parameters, Data Pool & Cases ◆ Enhancements of Basic TC Engine Model for additional Applications ◆ Considering a Driveline for Transient Operations ◆ Interfaces ◆ Outlook to further Applications 	<p><u>Duration:</u> 3 days</p>

CRUISE Application Training Courses	TCSS-03 to 08
<p><u>Content:</u></p> <p>TCSS-03: Interfaces (1 day)</p> <ul style="list-style-type: none"> ◆ MATLAB / SIMULINK ◆ MATLAB API ◆ Function ◆ Map <p>TCSS-04: CRUISE GSP (2 days)</p> <ul style="list-style-type: none"> ◆ Gear Shifting Map Generation & Optimization <p>TCSS-07: HiL (2 days)</p> <p>No Support of Applications by AST</p> <p>TCSS-08: Vehicle Dynamic Simulation (2 days)</p> <p>Coupling CRUISE with IPG CarMaker</p>	

3.2.6 EXCITE Designer Training Course

EXCITE Designer Basic Training Course	TEDE-01
<p>Content:</p> <ul style="list-style-type: none"> ◆ Introduction and Theory ◆ Create a Model of an Engine Powertrain ◆ Post-processing 	<p>Duration: 2 days</p>

3.2.7 EXCITE Piston&Rings Training Courses

EXCITE Piston&Rings Basic Training Courses	TEPR-01 & TEPR-02
<p>Content:</p> <p>TEPR-01: Piston Dynamics</p> <ul style="list-style-type: none"> ◆ Introduction and Theory ◆ Create a Model of a Gasoline/Diesel Engine ◆ Post-processing <p>TEPR-02: Ring Dynamics</p> <ul style="list-style-type: none"> ◆ Introduction and Theory for Ring Dynamics, LOC and Blow-by ◆ Create a Model of a Gasoline/Diesel Engine ◆ Post-processing 	<p>Duration: 1 + 1 days</p>

3.2.8 EXCITE Power Unit Training Courses

<p>EXCITE Power Unit Basic Training Course</p>	<p>TEPU-01</p>
<p>Content:</p> <ul style="list-style-type: none"> ◆ Introduction and Theory ◆ Bodies and Joints ◆ Loads and Initial Conditions ◆ Crank Train Dynamics ◆ Matrix Reduction of Volumetric and Structured Models ◆ Set-up of Analysis Cases and Simulation Control ◆ Create a Simple Multi-Body Dynamics Model ◆ Create a Model of a Single Cylinder ◆ Post-processing 	<p>Duration: 2 days</p>
<p>EXCITE Power Unit Application Training Courses</p>	<p>TEPU-02 to TEPU-10</p>
<p>Content:</p> <p>TEPU-02: Crankshaft Dynamics (2 days) <u>Required Training:</u> TEPU-01</p> <ul style="list-style-type: none"> ◆ Introduction and Theory ◆ Modeling Guidelines ◆ Create a Full Engine Model (Inline 4-cylinder Diesel) ◆ Post-processing <p>TEPU-03: Crankshaft Stress Analysis (1 day) <u>Required Training:</u> TEPU-02</p> <ul style="list-style-type: none"> ◆ Overview ◆ Stress Analysis using FEA and Fillet Modeler based on the Inline 4-cylinder Example <p>TEPU-04: Main Bearing and Conrod Bearing Analysis (1 day) <u>Required Training:</u> TEPU-01</p> <ul style="list-style-type: none"> ◆ Introduction and Theory ◆ Elasto-hydrodynamics ◆ Oil Supply Line ◆ Modeling Guidelines ◆ Create a Model of a Main Bearing and a Conrod Bearing ◆ Post-processing <p>TEPU-05: Main Bearing Wall and Conrod Stress Analysis (1 day) <u>Required Training:</u> TEPU-04</p> <ul style="list-style-type: none"> ◆ Overview ◆ Stress Analysis using FEA based on the examples in TEPU-04 	

TEPU-06: 3D Piston Dynamics (1 day)

Required Training: TEPU-01

- ◆ Introduction and Theory
- ◆ Modeling Guidelines
- ◆ Create a Piston Liner Analysis Model
- ◆ Post-processing

TEPU-07: Noise, Vibration & Harshness (1 day)

Required Training: TEPU-02

- ◆ Introduction and Theory
- ◆ Modeling Guidelines
- ◆ Data Recovery
- ◆ NVH Example based on the Inline 4-Cylinder Example
- ◆ Post-processing

TEPU-08: Transmission (2 days)

Required Training: TEPU-01

- ◆ Introduction and Theory
- ◆ Gear Joints and Other Transmission Elements
- ◆ Create a Model of a Manual or Automatic Transmission for Gear Noise Investigation
- ◆ Post-processing

TEPU-09: Driveline Vehicle Integration (2 days)

Required Training: TEPU-01

- ◆ Introduction and Theory
- ◆ Driveline Components
- ◆ Create a Model of a Front Wheel Drive for Shuffle and Clonk Investigation
- ◆ Post-processing

TEPU-10: Electric Machine (0.5 day)

Required Training: TEPU-02

Required Knowledge: Basic Information about Electrical Machines

- ◆ Electric Motor and Generator
- ◆ Simple Control System Included

TEPU-11: EXCITE Fatigue (0.5 day)

Required Training: TEPU-03 or TEPU-05

- ◆ Introduction and Theory
- ◆ Fatigue Evaluation based on Stress Tensors from Strength Analysis using TEPU-03 or TEPU-05 Examples

<p>TEPU-12: Micro-contact Analysis (0.5 day) <u>Required Training:</u> TEPU-04 or TEPU-06</p> <ul style="list-style-type: none"> ◆ Roughness Data Import ◆ Contact Data Evaluation ◆ Contact Data Selection in EXCITE <p>TEPU-13: User Defined Joint (UDJ) (1 day) <u>Required Training:</u> TEPU-01 <u>Required Knowledge:</u> Fortran 90</p> <ul style="list-style-type: none"> ◆ Coding of UDJ ◆ UDJ Usage within EXCITE <p>TEPU-14: Wind Turbine (1 day) <u>Required Training:</u> TEPU-01</p> <ul style="list-style-type: none"> ◆ Introduction and Theory ◆ Wind Turbine Specific Loads and Initial Conditions ◆ Set-up of Analysis Cases and Simulation Control ◆ Create a Model of a Complete Wind Turbine Drive Line ◆ Post-processing <p>TEPU-0xL: Large Engine (2 days) TEPU-02, TEPU-04 and TEPU-09 can be ordered with specific large engine content and examples</p>	
---	--

3.2.9 EXCITE Timing Drive Training Courses

EXCITE Timing Drive Basic Training Courses	TETD-01 to TETD-05
<p><u>Content:</u></p> <p>TETD-01: Basic Dynamics Calculation (2 days)</p> <ul style="list-style-type: none"> ◆ Introduction and Theory ◆ Single Valve Train Dynamics ◆ Shaft Systems ◆ Gear Train Dynamics ◆ Timing Drive Dynamics ◆ Simple Chain & Belt Drives ◆ Result Analysis <p>TETD-02: Cam Design (1 day)</p> <ul style="list-style-type: none"> ◆ Introduction and Theory ◆ Setting up of Application Example ◆ Result Analysis <p>TETD-03: Single Valve Train (1 day)</p> <ul style="list-style-type: none"> ◆ Introduction and Theory ◆ Single Valve Train Dynamics 	

<ul style="list-style-type: none"> ◆ Setting up of Application Example ◆ Result Analysis <p>TETD-04: Gear Train (1 day)</p> <ul style="list-style-type: none"> ◆ Introduction and Theory ◆ Gear Train Modeling ◆ Setting up of Application Example ◆ Result Analysis <p>TETD-05: Chain & Belt Drives (2 days)</p> <ul style="list-style-type: none"> ◆ Modeling General Mechanical Systems ◆ Overview of Macro Elements for Chains and Belts ◆ Setting up of Application Example ◆ Result Analysis ◆ Modeling General Hydraulic Systems 	
--	--

3.2.10 FIRE Training Courses

FIRE Basic (Engine Related) Training Course	TFEN-01
<p><u>Content:</u></p> <ul style="list-style-type: none"> ◆ Introduction ◆ Model Generation (non-moving boundaries, moving boundaries) ◆ Solver Steering File ◆ Main program: (initial and boundary conditions, convergence, under-relaxation, differencing schemes, turbulence modeling) ◆ Post-processing and Result Analysis 	<p><u>Duration:</u> 3 days</p>
FIRE Basic (General Purpose) Training Course	TFGP-01
<p><u>Content:</u></p> <ul style="list-style-type: none"> ◆ Introduction ◆ Model generation (non-moving boundary, rotating systems) ◆ Solver steering file ◆ Main program (initial and boundary conditions, convergence, under-relaxation, differencing schemes, turbulence modeling) ◆ Post-processing and Result Analysis 	<p><u>Duration:</u> 2 days</p>

FIRE Application Training Courses

TFEN-02 to 14

Content:

APPLICATION SPECIFIC:

TFEN-02: IC Engine - Injection Nozzle (2 days)

Subject: DI Diesel Injection Nozzle

Covered Program Parts: FIRE General Purpose, FAME Engine, Eulerian Multiphase Module

Required Training: TFEN-01 or TFGP-01

- ◆ Introduction to the nozzle flow simulation
- ◆ Performance Parameter: discharge rate, flow uniformity at the outlet, cavitation intensity, erosion probability
- ◆ Eulerian Multiphase Models, cavitation model, erosion model, nozzle interface
- ◆ Model generation
- ◆ Mesh movement; moving mesh or movement by formula
- ◆ Set-up of the solver steering file
- ◆ Running and monitoring of the simulation
- ◆ Result analysis; 2D and 3D
- ◆ Application specific 2D result analysis
- ◆ Optional demo: Lagrangian spray coupling using the nozzle file as input on a simple spray-box geometry

TFEN-03: IC Engine - Intake Port Flow (1 day)

Subject: 4-stroke Diesel or Gasoline Intake Port Configuration

Covered Program Parts: FIRE General Purpose, Formula Interface, User-function Interface

Required Training: TFEN-01 or TFGP-01

- ◆ Introduction to Port Flow Simulation
- ◆ Performance Parameter: Discharge Rate, Swirl / Tumble
- ◆ Model Generation (reference TFGP-01)
- ◆ Formula Editor Interface, User-function Interface
- ◆ Set-up of Solution Control File
- ◆ Result Analysis

TFEN-04: IC Engine - In-cylinder Flow (2 days)

Subject: 4-stroke Diesel or Gasoline Engine

Covered Program Parts / Modules: FIRE General Purpose, FAME Engine Plus, Lagrangian Multiphase module, Combustion and Emission Module

Required Training: TFEN-01

- ◆ Introduction to Internal Combustion Engine Simulation
- ◆ Performance Parameter: Pressure Trace, Heat Release, Equivalence Ratio, (Wallfilm), Turbulence
- ◆ Advanced Model Generation (reference TFEN-01)
- ◆ Physical Models related to IC Engine Simulations
- ◆ Set-up of Solution Control File

◆ Result Analysis

TFEN-05: IC Engine - Aftertreatment - TWC & DPF (1 day)

Subject: Three-way Catalyst, Diesel Particulate Filter

Covered Program Parts: FIRE General Purpose, Exhaust Gas Aftertreatment Module, Porosity, Detailed Chemistry Solver

Required Training: TFEN-01 or TFGP01

- ◆ Introduction to Aftertreatment Simulation (BOOST / FIRE),
- ◆ Performance Parameter: Uniformity, Species Conversion, Soot Loading / Regeneration, Damage Potential
- ◆ Model Generation (general approach),
- ◆ Exhaust Gas Aftertreatment Module
- ◆ Setup of Simulation Control File
- ◆ Result Analysis

TFEN-06: IC Engine - Aftertreatment - SCR (1day)

Subject: SCR system

Covered Program Parts: FIRE General Purpose, Exhaust Gas Aftertreatment Module, Lagrangian Multiphase Module, Thin Walls, Porosity, Detailed Chemistry Solver

Required Training: TFEN-01 or TFGP01

- ◆ Introduction to Aftertreatment Simulation (BOOST / FIRE)
- ◆ Performance Parameter: AdBlue Injection, Uniformity of Ammonia, Wall film, Species Conversion
- ◆ Model Generation (general approach),
- ◆ Exhaust Gas Aftertreatment Module, Lagrangian Multiphase Module
- ◆ Setup of Simulation Control File
- ◆ Result Analysis

TFEN-07: PEM Fuel Cell Module (1 day)

Covered Program Parts: FIRE General Purpose, PEM Fuel Cell Module, (Eulerian Multiphase Module, Electromagnetic Module)

Required Training: TFEN-01 or TFGP-01

- ◆ Introduction to PEM Fuel Cell Simulation
- ◆ Performance Attributes: Current Density, Voltage Loss, Liquid Water Accumulation, Temperature Distribution
- ◆ Model Generation
- ◆ PEM Fuel Cell Module, link to Eulerian Multiphase Module, link to Electromagnetic Module
- ◆ Set-up of the Simulation Control File
- ◆ Result Analysis

MODULE SPECIFIC:

TFEN-08: Computational Aero Acoustic (1 day)

Subject: Vehicle Side View Mirror

Covered Program Parts: FIRE General Purpose, FAME Tetra, Computational Aero Acoustic Module

Required Training: TFEN-01 or TFGP-01

- ◆ Introduction to Aero Acoustic Simulation
- ◆ Performance Attributes: Turbulent Kinetic Energy, Sound Pressure Level
- ◆ Model Generation, Container Model, Embedded CAA Domain
- ◆ Computational Aero Acoustic Module
- ◆ Run the CFD Simulation
- ◆ CAA Mapper
- ◆ Run the CAA Simulation
- ◆ Result Analysis

TFEN-09: ESE Aftertreatment GUI (1 day)

Subject: Diesel Exhaust Gas Aftertreatment System

Required Training: TFEN-01 or TFGP-01

- ◆ Introduction to Aftertreatment Simulation (BOOST / FIRE)
- ◆ Performance Parameter: Uniformity, Species Conversion, Soot Loading / Regeneration, AdBlue Injection, Uniformity of Ammonia, Wall film, Damage Potential
- ◆ Model Generation using ESE AT
- ◆ Geometry Description
- ◆ Surface Import
- ◆ Grid Import
- ◆ Pre-defined Simulation Control File
- ◆ Result Analysis

TFEN-10: ESE Diesel GUI (1 day)

Subject: Diesel Segment Model

Required Training: TFEN-01

- ◆ Introduction to Internal Combustion Engine Simulation
- ◆ Specifics of Segment Models
- ◆ Performance Parameter: Pressure Trace, Heat Release, Equivalence Ratio, (Wallfilm), Turbulence
- ◆ Model Generation using ESE Diesel
- ◆ Geometry Description
- ◆ Grid Generation Options
- ◆ Compression Volume, Compensation Volume
- ◆ Modeling Centric / Non-centric Combustion Chamber / Injection Nozzle
- ◆ Pre-defined Simulation Control File
- ◆ Run the Simulation using a Predefined Simulation Control File

TFEN-11: ESE Engine GUI (2 days)

Subject: 4-stroke Diesel or Gasoline Engine

Required Training: TFEN-01

- ◆ Introduction to Internal Combustion Engine Simulation
- ◆ Performance Parameter: Pressure Trace, Heat Release, Equivalence Ratio, (Wallfilm), Turbulence
- ◆ Model Generation using ESE Engine
- ◆ Geometry Description
- ◆ Grid Generation from Scratch: Ports, Valve Seats, Cylinder Volume
- ◆ Modifying an Existing Model: Exchange of Intake Ports
- ◆ Modifying an Existing Model: Exchange of Intake Valve Lift Curve
- ◆ Run the Simulation using a Predefined Simulation Control File

TFEN-12: Combustion & Emission Module (1 day)

Required Training: TFGP-01 or TFEN-01

- ◆ Part 1: Theory
- ◆ Species Transport
- ◆ Detailed Chemistry Solver
- ◆ In-built Combustion Models
- ◆ Ignition Modeling
- ◆ Combustion Models
- ◆ Emission Models
- ◆ User-function Interface
- ◆ Part 2: Practice
- ◆ Discussion of Characteristic Combustion Data
- ◆ Discussion of Reference Data
- ◆ Influence of Major Model Parameters on Ignition, Combustion and Emission (Heat Release, NO_x, Soot) based on Combustion Bomb Simulations
- ◆ Matching Simulation Results to Measured Data
- ◆ Recommended Model Selections for Selected Applications

TFEN-13: Coupling Module CAE Engine (1 day)

Required Training: TFEN-01

- ◆ Part 1: Theory
- ◆ Existing Coupling Interfaces
- ◆ Work Principle of ACCI
- ◆ Part 2: Practice (on idealized examples)
- ◆ Co-simulation of AVL FIRE with 1D Thermodynamic Cycle Simulation Tools, Model Setup and Execution for AVL BOOST and GT Power
- ◆ Co-simulation of AVL FIRE with 1D Hydrodynamics Simulation Tools, Model Setup and Execution for AVL BOOST / HYDSIM
- ◆ Co-simulation of Multiple AVL FIRE Tasks, Model Setup and Execution

TFGP-02: Coupling Module CAE General Purpose (1 day)

- ◆ Required Training: TFGP-01
- ◆ Part 1: Theory
- ◆ Existing Coupling Interfaces
- ◆ Work Principle of ACCI
- ◆ Part 2: Practice (on idealized examples)
- ◆ Co-simulation of Multiple AVL FIRE Tasks, Model Setup and Execution
- ◆ Co-simulation of AVL FIRE with Structural Analysis Software, Model Setup and Execution for SIMULIA ABAQUS
- ◆ Sequential Coupling of AVL FIRE with Structural Analysis Software, Model Setup and Execution for SIMULIA ABAQUS

TFEN-14: Eulerian Multiphase Module (2 days)

Required Training: TFGP-01 or TFEN-01 and TFEN-02

- ◆ Part 1: Theory on Eulerian multi-phase module
- ◆ Available multi-phase specific modeling approaches in FIRE
- ◆ Cavitation model
- ◆ Erosion model
- ◆ Quenching model
- ◆ Eulerian spray
- ◆ Part 2: Practice cavitating flow
- ◆ Discussing standard input; geometry and boundary conditions
- ◆ Influence of Major Model Parameters on Cavitating (eroding) Flows
- ◆ Part 3: Practice Eulerian Spray
- ◆ Discussing Characteristic Spray Data
- ◆ Influence of Major Model Parameters on Fuel Sprays (penetration, size and velocity spectra) based on Spray Bomb Simulations (Diesel or Gasoline)
- ◆ Applications

TFEN-15: Lagrangian Multiphase Module (1 day)

Required Training: TFGP-01 or TFEN-01

- ◆ Part 1: Theory
- ◆ Discrete Droplet Model
- ◆ Primary and Secondary Break-up
- ◆ Drag
- ◆ Turbulent Dispersion
- ◆ Collision / Coalescence
- ◆ Evaporation (Single Component, Multi-component)
- ◆ Wall Interaction, Wall Film
- ◆ Nozzle Interface
- ◆ Grid Insensitive Spray Model
- ◆ Fuel Property Database
- ◆ User-function Interface

- ◆ Part 2: Practice
 - ◆ Discussing Characteristic Spray Data
 - ◆ Discussing Reference Data
 - ◆ Influence of Major Model Parameters on Fuel Sprays (Penetration, Size and Velocity Spectra) based on Spray Bomb Simulations (Diesel or Gasoline)
 - ◆ Matching Simulation Results to Measured Data
- Recommended Model Selections for Selected Applications

TFEN-16: Electromagnetic Module (1 day)

Covered Program Parts: FIRE General Purpose, Formula Interface, Coupling Interface (ACCI), Electromagnetic Module, Surface Porosity

Required Training: TFEN-01 or TFGP-01

- ◆ Introduction to Electromagnetic Simulation
- ◆ Theory and Model Generation
- ◆ Set-up of Co-simulation of Multiple AVL FIRE Tasks
- ◆ Result Analysis

TFEN-17: Quenching (2 days)

Subject: Direct quenching

Covered Program Parts: FIRE General Purpose, FAME Engine, Eulerian Multiphase Module

Required Training: TFEN-01 or TFGP-01

- ◆ Introduction to the quenching application and simulation specifics
- ◆ Model Generation
- ◆ Eulerian Multiphase Models, quenching model
- ◆ Specific quenching model parameters and their influences on the results
- ◆ Set-up of the solver steering file
- ◆ Starting and monitoring of the simulation
- ◆ Result analysis
- ◆ Mapping of 3D AVL FIRE results to the FEM mesh
- ◆ Discussion on the application of the input files in FE analyses
- ◆ Discussion on the value of the FE results

TFEN-18: Battery Module (1 day)

Covered Program Parts: FIRE General Purpose, Battery Module

Required Training: TFEN-01 or TFGP-01

- ◆ Introduction to Battery Simulation (Electro-thermal and Electro-chemical model)
- ◆ Theory and Model Generation
- ◆ Set-up of the Simulation Control File
- ◆ Result Analysis

3.2.11 DoE and Optimization Training Course

The training model depends on the client (supported clients are BOOST, EXCITE & FIRE). Training is based on Design Explorer. Basic training for related client is required.

Design Explorer Training Course	TAWS-01
<p>Content:</p> <ul style="list-style-type: none"> ◆ Functionality and Theory ◆ Model and analysis set-up ◆ Result evaluation 	<p>Duration: 1 day</p>

3.2.12 MATLAB / Simulink Interface Training Course

The training model depends on the client (supported clients are CRUISE, BOOST and EXCITE). Basic training for related client is required.

MATLAB / Simulink Interface	TAWS-02
<p>Content:</p> <ul style="list-style-type: none"> ◆ Interfacing ◆ Model and analysis set-up 	<p>Duration: 1 day</p>

3.2.13 Python Training Courses

Python Basic Training Course	TPYT-01
<p>Content:</p> <ul style="list-style-type: none"> ◆ Introduction ◆ Overview of the language ◆ Python data types ◆ Control statements ◆ Input/output facilities ◆ Functions and modules ◆ Object-oriented programming ◆ ½ day working session 	<p>Duration: 2,5 days</p>
Python Advanced Training Course	TPYT-02
<p>Content:</p> <ul style="list-style-type: none"> ◆ Customizing Python objects ◆ Object attributes ◆ Iteration ◆ Regular expressions <p>The Python advanced training course is also standard but the agenda is flexible to suit the customer's needs.</p>	<p>Duration: 2 days</p>

3.3 Non-Standard Software Training

AVL AST offers also non-standard training courses for specific customer interest and based on customer models as training-on-the-job.

Such training courses are treated as separate projects. Content, duration and price will be defined individually according to the specific needs and requests. A separate project proposal will be given by AVL AST (refer also to **chapter 5**).

For FIRE possible application topics for such non-standard training courses are as follows:

FIRE Engine Related Application

Content:

- ◆ Integrated Diesel Injector Flow, Spray & Combustion Simulation and ESE Diesel
- ◆ Engine Cooling Systems (Water Cooling Jacket)
- ◆ Engine Thermal Analysis
- ◆ Aftertreatment Suite
- ◆ Injector Flow & Spray Simulation
- ◆ 1D/3D Intake System Design
- ◆ Intake Port Analysis
- ◆ Two-stroke Engine Simulation
- ◆ Spark Ignited Gasoline Injection Engine – Mixture Formation
- ◆ Spark Ignited Gasoline Injection Engine – Flame Propagation & Knock Offset
- ◆ HCCI Combustion
- ◆ Parametric Optimization using external optimization tool

FIRE General Purpose CFD Application

Content:

- ◆ Meshing Complex Geometries (2 days)
 - Complex non-moving and sliding geometries
- ◆ Multi-Fluid Approach (2 days)
 - Filling processes,
 - Hydraulic engineering examples
- ◆ Steady Combustion & Radiation (2 days)
 - Basic examples for radiation and combustion
- ◆ Examples of Automotive and Aerospace Applications

Contact	
Additional Information	Responsible Sales Manager
Proposal	Responsible Sales Manager

3.4 Software Support

The software support at AST is organized according to the AST Customer Support Process (CSP).

The CSP defines the process steps for answering all regular customer questions and requests related to AVL AST software products. The defined process does not cover customer contact which takes place within project work or joint research developments.

The CSP includes a level concept:

- 1st level support is done by local AST affiliates (if no local affiliate is available, 1st level support is done by AST in Graz)
- 2nd level support by AST in Graz headquarter

AST offers support by email. Telephone support is offered for 1st level support at some AST affiliates. Telephone support is not given by AST in Graz or for 2nd level support generally.

For each product or product group a Support Master is defined, who is responsible for all related support requests and distributes the support requests to the different support engineers.

To receive software support, it is mandatory to have a valid maintenance contract and to have participated in a related training course held by AVL. Within the “university partnership program” (UPP) a dedicated person is defined who acts as contact person to our support organization.

ID Service

CC_33	Software Support
-------	------------------

Purpose:

The software support via email is the single point of contact for customers regarding software related issues (besides sales information).

AST support engineers are highly experienced calculation engineers, who also perform software training and project work in simulation projects within AVL's engine development process or separate pilot, validation or method development projects for customers.

Validity:

The CSP is defined worldwide and is valid for all AVL AST software tools.

Content:

- Answer software related questions
- Take over change requests or enhancement requests from customers and transfer to development and product management.

Goals:

- Help the customer with daily problems
- Improve product quality and customer satisfaction
- Support development with information about customer needs and recommendations
- Improve customer relationship

Customer Benefit:

- One contact for all software related questions
- Application know-how of all AST support engineers

Duration:

- 30 hr per year software support is included with each license.
- If this limit is exceeded, it will be charged separately and treated as consulting or project work.

Price (excl. Tax):

The software support via email is free of charge for every customer of AST products.

Contact	
About the Process	Customer Support Manager - Oliver Knaus (oliver.knaus@avl.com)
Product	Email Address
BOOST	boost@avl.com
BOOST Hydsim	hydsim@avl.com
CRUISE	cruise@avl.com
EXCITE Designer	excite-d@avl.com
EXCITE Piston&Rings	excite-pr@avl.com
EXCITE Power Unit, AutoShaft, Shaft Modeler,	excite@avl.com
EXCITE Timing Drive	excite-td@avl.com
FIRE	fire@avl.com
Who is my local support?	Please contact your local sales manager or local support via email.

3.4.1 Local Support

Local support is available for the following countries and products:



READY WORLDWIDE TO SUPPORT YOUR SUCCESS

AVL Advanced Simulation Technologies maintains a worldwide network of affiliates, TechCenters and partners, guaranteeing customers the best possible access to the AVL simulation knowledge base.

From the introduction of software to problem-specific customer support, AVL's close collaboration with its customers is designed to provide a maximum of confidence in the application of AVL products.

AVL SIMULATION TRAINING

Basic training
 for new users, providing a step-by-step guide through simple examples.

Advanced training
 for experienced users after the basic training course.

Specialist training
 for experienced users who wish to discuss their problems with an expert.

	Product	Email Address	Phone Number
China	BOOST	boost_support_China@avl.com	+86 215899 3288 6815
	BOOST Hydsim	cfid_support_China@avl.com	+86 215899 3288 6817
	CRUISE	cruise_support_China@avl.com	+86 215899 3288 6809 +86 215899 3288 6811
	EXCITE	mechanical_support_China@avl.com	+86 215899 3288 6813 +86 215899 3288 6816
	FIRE	cfid_support_China@avl.com	+86 215899 3288 6815 +86 215899 3288 6817
France	BOOST	boost.france@avl.com	+33 130154190
	BOOST Hydsim	boost.france@avl.com	
	CRUISE	cruise.france@avl.com	
	EXCITE	excite.france@avl.com	
	FIRE	fire.france@avl.com	
Germany	BOOST	BOOST_Support_D@avl.com	+49 1805 233 283
	CRUISE	CRUISE_Support_D@avl.com	+49 1805 233 283
	EXCITE	EXCITE_Support_D@avl.com	+49 1805 233 284
	FIRE	CFD_Support_D@avl.com	+49 1805 233 285
India	BOOST BOOST Hydsim CRUISE EXCITE FIRE	ast_support_india@avl.com	+91 124 4090300 x240
Japan	BOOST	boost.japan@avl.com	+81 33258 4706
	BOOST Hydsim	hydsim.japan@avl.com	
	CRUISE	cruise.japan@avl.com	
	EXCITE Designer	excite-d.japan@avl.com	
	EXCITE Piston&Rings	excite-pr.japan@avl.com	
	EXCITE Power Unit	excite.japan@avl.com	
	EXCITE Timing Drive	excite-td.japan@avl.com	
	FIRE	fire.japan@avl.com	
License	ast-license.japan@avl.com		
Korea	BOOST	ast_korea@avl.com	+82 2 580 5751 +82 2 580 5884
	CRUISE	ast_korea@avl.com	+82 2 580 5755
	EXCITE	ast_korea@avl.com	+82 2 580 5751 +82 2 580 5752
	FIRE	ast_korea@avl.com	+82 2 580 5751 +82 2 580 5884
USA	BOOST	BoostSupport@avl.com	+1 877 285 4278
	BOOST Hydsim	HydsimSupport@avl.com	
	CRUISE	CruiseSupport@avl.com	
	EXCITE	ExciteSupport@avl.com	
	FIRE	FireSupport@avl.com	
Others	BOOST	boost@avl.com	
	BOOST Hydsim	hydsim@avl.com	
	CRUISE	cruise@avl.com	
	EXCITE Designer	excite-d@avl.com	
	EXCITE Piston&Rings	excite-pr@avl.com	

	EXCITE Power Unit	excite@avl.com	
	EXCITE Timing Drive	excite-td@avl.com	
	FIRE	fire@avl.com	

Further information:

- Customer Support Process

An overview of the CSP is given in Appendix 8.1.

4. Know How Transfer & Engineering Support

This service group sets its focus on engineering know how and transfer to the customer.

Contact	
Additional Information	Responsible Sales Manager
Proposal	Responsible Sales Manager

4.1 Technology Seminars

Technology seminars are organized as TechDays by AST Graz or a local affiliate. They can be performed for and at a specific customer or as a corporate event where different customers can participate.

The seminars are partly done in co-operation with AVL business unit PTE.

ID Service

CC_41	Technology Seminars / TechDays
<p><u>Purpose:</u> Within a technology seminar a specific engineering topic and application field is discussed, including theoretical background, application field, problems and solutions. Focus is set on simulation related problems and solutions.</p> <p><u>Validity:</u> All engineering topics, which are connected to AST software products, can be addressed. Although the seminar content is kept more general and not focusing on AST products, AST specific solutions and benefits are presented as AST know-how is based on those methods and tools.</p> <p><u>Content:</u></p> <ul style="list-style-type: none"> • Definition of the entire topic • Theoretical background • Components and functionality • Problems and engineering tasks, which have to be solved • Technical solutions and applied methods <p><u>Goals:</u></p> <ul style="list-style-type: none"> • Generate understanding on the engineering topic • Transfer of application know-how for the specific topic • Understanding of cross effects <p><u>Customer Benefit:</u></p> <ul style="list-style-type: none"> • Compressed know-how transfer of state-of-the-art technology for a specific application field. <p><u>Duration:</u></p> <ul style="list-style-type: none"> • The duration depends on the specific topic, but typically is between 1 and 3 days. <p><u>Price (excl. Tax):</u> * see chapter 2.1</p> <ul style="list-style-type: none"> ◆ Seminar fee for a TechDay is 300 euro per participant 	

Actually available seminar topics are:

- Engine Development Process (Concept, Layout and Design Phases)
- Chain & Belt Drive
- NVH & Durability / From Engine via Transmission to Entire Drive Line
- Vehicle NVH and Power Unit Mount Vibration Analysis
- Efficiency Enhancement
- Marine Engine & Drive Line System Modeling and Analysis
- HEV&EV Development and SW Application Seminar
- DoE, Optimization and Robust Design

4.2 Engineering Support

This module focuses mainly on the usage of AVL AST software products in daily life and real development projects including interpretation of results and dealing with variants (*application oriented*).

Specific services are:

- Start-up support
- Enhancement support
- Consulting
- Software customization and specific software development

4.2.1 Start-up Support

ID Service

CC_421 Start-up Support

Purpose:

A start-up support is a training-on-the-job for a standard application using a specific customer model. It is organized as a separate project for a defined period of time. The target is to get started with a real application example. The start-up support can be performed at AST in Graz, on-site or partly on-site at the customer. Typically AST performs the main steps of the investigation and afterwards re-performs each step on-site together with the customer and makes use of these models and results for detailed explanation of each working step.

Validity:

Start-up support is offered for all standard applications and all AST products. The standard applications refer to the standard training courses, offered by AST.

An input sheet defining all required data and models is sent to the customer in advance.

Content:

- Explanation of workflow and all working steps
- Set-up of necessary models, perform analysis and evaluation and interpretation of results
- Explanation of introduction of modifications
- Hints and significant information about the application
- Workflow and entire work performed will be documented in a report

Goals:

- Entire workflow performed
- Customer can perform the specific application by himself

Customer Benefit:

- Knowledge transfer from AVL for standard application
- Usage of customer models
- Short time for customer to get efficient with new tool and application
- Maximum training effect

Duration:

- Total duration of a start-up support is **8 to 10 weeks**.
- 3 weeks of this period are defined as customer and AVL engineers working together. This can be either held at AVL in Graz or on-site at customer.
- The specific customer model should be sent to AST about 2 weeks before to ensure that the AST engineer gets familiar with the model and performs all necessary modifications in the model or defines these modifications.
- Main working steps are done by AVL separately to keep on-site period at maximum efficiency. All work performed is documented and explained.

Price (excl. Tax):

Total costs are in the range of **20,000 to 50,000 euro** (depending on the application and complexity of work). Travel and accommodation for AVL engineer are charged separately.

4.2.2 Enhancement Support

The enhancement support is offered to experienced users of AVL AST software tools. Within this module know-how about very specific new features or methods is investigated, transferred to the customer and implemented into the specific development process.

The enhancement support is guided by a specific model and application, using customer specific data. A comparison to previous methods and validation by measurements could be part of this work.

ID Service

CC_422 Enhancement Support

Purpose:

Enhancement support is a training-on-the-job for the usage of a new feature or method, offered by AST software, using a specific customer model. It is organized as a separate project for a defined period of time. The target is to integrate this feature or method in the customer specific application work.

The enhancement support can be performed at AST in Graz, on-site at the customer.

The specific customer model should be sent to AST about 2 weeks before to ensure that the AST engineer gets familiar with the model and performs all necessary modifications in the model or defines these modifications. Requirements to the model are sent to the customer in advance.

Validity:

Enhancement support is offered for all AST products.

Content:

- Explanation about functionality of the feature and the method
- Update of customer specific methodology and workflow
- Application on a customer model
- Comparison of old and new workflow, model changes and results
- Hints and significant information

Goals:

- Detailed know-how transfer about new features and methods
- Customer can perform the specific application by himself

Customer Benefit:

- Knowledge transfer from AVL for new features and method
- Usage of customer models
- Short time for customer to get efficient with new feature and method
- Maximum training effect

Duration:

- Total duration of an enhancement support is **1 to 5 weeks**.
- Entire period is defined as customer and AVL engineer working together. This can be either held at AVL in Graz or on-site at customer.

Price (excl. Tax): * see chapter 2.1

Price for one AST engineer for one week (5 full working days) at customer and preparation phase is:

- ◆ Preparation phase: **3000 euro** * see chapter 2.1
- ◆ **6000 euro per week**; excl. travel and accommodation * see chapter 2.1

Travel and accommodation for AVL engineer are charged separately.

4.2.3 Consulting

This module describes the possibility to book highly skilled and experienced engineers from AST for defined period of time for on-site work at customers.

ID	Service
----	---------

CC_423	Consulting
---------------	-------------------

Purpose:

AST offers on-site work of highly skilled and experienced engineers for various advanced applications using AST tools.

Any specific material such as models or results for the on-site work should be sent to AST in advance, minimum 2 weeks before in order to be well prepared to increase efficiency of the on-site work.

Validity:

Consulting work is valid for all applications where AST tools are the main simulation tools and which are covered by training and support activities from AST.

Content:

- AST engineers can be booked for single days, weeks or longer duration.
- The customer also has the possibility to book a contingent of hours or days, which is valid for a period of one year. Within this year the agreed amount of time can be used whenever it is required. Purchase of on-site work has to be given at least 2 weeks before the trip.

Goals:

- AST engineers work in the customer environment in close co-operation with local engineers

Customer Benefit:

- Problem investigation by experienced AST engineers
- Usage of latest methodology and features of AST software
- Know how transfer to customer engineers; integration of methods into specific development process
- Fast solution of pending problems; direct contact to software developers
- Extends capacity on customer side

Duration:

Depending on definition.

Price (excl. Tax): * see chapter 2.1

Total price for one AST engineer for 1 full day at customer is:

- ◆ **1200 euro**; excl. travel and accommodation * see chapter 2.1
- ◆ **1850 euro** (in Europe) ; including travel and accommodation * see chapter 2.1

Preparation work is included in the given price.

4.2.4 Software Customization and Specific Software Development

AST offers the possibility to customize its software according to the specific needs and requirements of the customer. AVL AST software offers various options for **customization** (depending on the specific software tool) such as:

- User defined joints
- Python scripts (i.e. for post-processing)
- User functions
- Macros
- Workflows
- MATLAB models, using existing interfaces

Customization of the GUI and kernel is not part of this service, although this service can be offered as **customer specific software development**. In such cases a separate agreement has to be made. The new features and enhancements will be implemented in subsequent releases of the standard AST release. AVL grants the customer an exclusive use of the developed features for a time period of 6 months after receiving a written approval of the extension from the customer. AST will also guarantee compatibility of the developed feature for subsequent releases, if it is part of the standard AST release.

ID Service

CC_424	Software Customization
<p><u>Purpose:</u> AST offers the possibility to customize its software according to the specific needs and requirements of the customer. Work is typically done at AST. One day training on usage and implementation of the customized part is included.</p> <p><u>Validity:</u> Software customization is valid for all features developed for customization, offered for a specific AST tool (see above). Customer specific software development is treated separately.</p> <p><u>Content:</u></p> <ul style="list-style-type: none"> • Set-up of customer specific functionality • Testing of the new functionality using a standard model or a customer mode. • One day training on usage and implementation of the new functionality <p><u>Goals:</u></p> <ul style="list-style-type: none"> • Customized functionality ready to use • Know-how transfer on usage, modification and implementation of the functionality <p><u>Customer Benefit:</u></p> <ul style="list-style-type: none"> • Implement customer specific solutions • Independent from release cycle <p><u>Duration:</u></p> <ul style="list-style-type: none"> • This depends on the complexity of the requirement. Minimum effort is in the range of 1 week. <p><u>Price (excl. Tax):</u> * see chapter 2.1</p> <p>Total price for one AST engineer for 1 full day is:</p> <ul style="list-style-type: none"> ◆ 1200 euro (at AVL AST in Graz) * see chapter 2.1 <p>Total price of the final training and know-how transfer (1 day) is:</p> <ul style="list-style-type: none"> ◆ 1850 euro (in Europe) ; including travel and accommodation * see chapter 2.1 	

5. Project Work

In addition to the services described in the previous chapters, we provide services for improvement of the applied methods and for development of new simulation methods in close co-operation with the customer up to complex project work including simulation-measurement comparison for validation of methods or taking over design responsibility.

AST offers a wide range of simulation project work using analytical and numerical methods as FEM, BEM (for noise radiation) and CFD in the field of automotive and non-automotive industry.

Simulation work is offered for

- Mechanical applications
- Thermo-fluid dynamics in 1D or 3D
- Multi-body dynamics
- System simulation
- Combined applications

And is typically, but not necessarily done using AVL AST software products.

The project can cover the entire simulation including model set-up, definition of boundary conditions, analysis and result evaluation and interpretation. AST will give clear conclusions and recommendations on the analysis performed and the investigated design.

Each project is performed according to the AST project process, guided by continuous documentation and finalized by a report describing all steps, the models used and the results obtained. Typically know-how transfer is done at the end of the project.

Typical project definitions are:

- Development of new methodologies
- Increase of efficiency and advanced solutions
- Validation projects including comparison to measurements
- Research and development (R&D) projects
- Dedicated projects or joint and research (J&R) projects

Measurements could be performed at AVL or at customer side.

Projects could be performed by AST alone or together with customer (sharing the work) as joint and research projects (J&R).

For further information or a specific project proposal, contact your responsible AST Sales Manager.

6. Identification of Material Properties for Simulation Model Input

Available for:

- ◆ Surface Measurement and Contact Data Extraction
- ◆ Belt Characteristics Measurement of a Poly-V Belt

For the price, see standard proposals (ask your sales contact)

7. Meshing Services

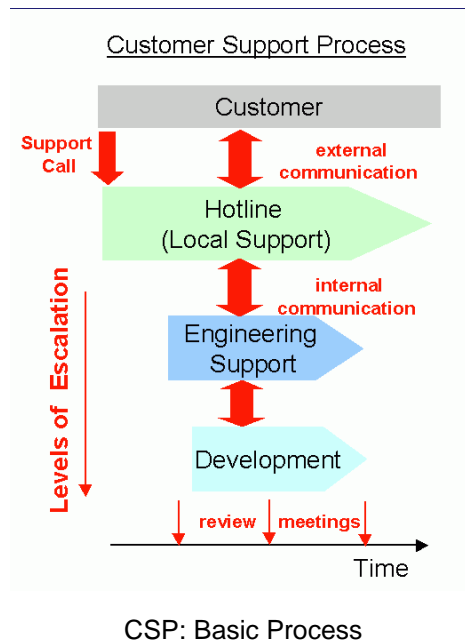
Meshing Services are available according to the Meshing Catalogue.
For the price, please ask your sales contact.

8. Appendix

8.1 AST Global Customer Support Process (GCSP)

- ◆ GCSP defines the process steps for handling all customer questions and requests related to AVL AST software products.
- ◆ It describes all interactions between the local affiliate support teams and the support team at the service base during handling of support cases.
- ◆ The GCSP define when and how a development request is generated out of a support case.

These main functions are summarized in the following topics:



- ◆ **Single Point of Contact**
Customers have their local support contacts through which complete communication takes place
- ◆ **Level Concept**
Transfer of support cases between different support levels according to process
- ◆ **Escalation Model**
Depends on the time scale and category of the support case (based on regular review meetings)

8.1.1 Single Point of Contact

The local support teams at the affiliates collect all customer requests and they are also responsible for the whole communication between customer and AVL support.

8.1.2 Level Concept

The AST GCSP has different levels.

- 1st level support is done by local AST affiliates (if no local affiliate is available, also 1st level support is done by AST Service Base)
- 2nd level support by AST Service Base

For each Support Team (individual for different products/product groups and locations) a Support Master is defined, who is responsible for all related support requests and distributes the support requests to the different support engineers.

8.1.3 Escalation Model

The escalation model regulates the treatment of critical support cases, which require special effort and extended capacity.

Main Target:

- ◆ Identify possible high importance problems in an early phase of the support chain in order to define necessary measures before the problem escalates between the customer and AVL.
- ◆ Possible measures are to provide the necessary capacity and to shift priority between the other tasks.

8.1.4 Support Review

The status of pending support cases is checked regularly in support review meetings by the review team involved. CRQs are handled according to the escalation model.

* * * * *



Training Courses 2015 (Graz)

January	February	March	April	May	June	July	August	September	October	November	December
1 National Holiday	1 Weekend	1 Weekend	1 CRUISE M	1 National Holiday	1	1 CRUISE M	1 Weekend	1 FIRE	1	1 Weekend	1 CRUISE M
2	2	2	2	2 Weekend	2	2	2 Weekend	2 FIRE	2	2	2 CRUISE M
3 Weekend	3 EXCITE Power Unit	3 EXCITE Piston & Rings	3	3 Weekend	3	3	3	3 FIRE	3 Weekend	3 FIRE	3
4 Weekend	4 EXCITE Power Unit	4 EXCITE Piston & Rings	4 Weekend	4	4 National Holiday	4 Weekend	4	4	4 Weekend	4 FIRE	4
5	5 CRUISE	5	5 Weekend	5 EXCITE Power Unit	5	5 Weekend	5	5 Weekend	5	5 FIRE	5 Weekend
6 National Holiday	6 CRUISE	6	6 National Holiday	6 EXCITE Power Unit	6 Weekend	6	6	6 Weekend	6 BOOST	6	6 Weekend
7	7 Weekend	7 Weekend	7	7	7 Weekend	7	7	7	7 BOOST	7 Weekend	7
8	8 Weekend	8 Weekend	8	8	8 FIRE	8	8 Weekend	8 CRUISE	8	8 Weekend	8 National Holiday
9	9	9	9	9 Weekend	9 FIRE	9	9 Weekend	9 CRUISE	9	9	9
10 Weekend	10	10	10	10 Weekend	10 FIRE	10	10	10	10 Weekend	10 EXCITE Power Unit	10
11 Weekend	11 EXCITE Designer	11	11 Weekend	11	11	11 Weekend	11	11	11 Weekend	11 EXCITE Power Unit	11
12 BOOST	12 EXCITE Designer	12	12 Weekend	12	12	12 Weekend	12	12 Weekend	12	12	12 Weekend
13 BOOST	13	13	13	13	13 Weekend	13	13	13 Weekend	13 EXCITE Piston & Rings	13	13 Weekend
14	14 Weekend	14 Weekend	14 EXCITE Timing Drive	14 National Holiday	14 Weekend	14	14	14	14 EXCITE Piston & Rings	14 Weekend	14
15	15 Weekend	15 Weekend	15 EXCITE Timing Drive	15	15	15	15 Weekend	15 EXCITE Power Unit	15	15 Weekend	15
16	16	16	16	16 Weekend	16 BOOST	16	16 Weekend	16 EXCITE Power Unit	16	16	16
17 Weekend	17	17 FIRE	17	17 Weekend	17 BOOST	17	17	17	17 Weekend	17	17
18 Weekend	18	18 FIRE	18 Weekend	18	18	18 Weekend	18	18	18 Weekend	18	18
19	19	19 FIRE	19 Weekend	19 EXCITE Piston & Rings	19	19 Weekend	19	19 Weekend	19 CRUISE M	19	19 Weekend
20 FIRE	20	20	20	20 EXCITE Piston & Rings	20 Weekend	20	20	20 Weekend	20 CRUISE M	20	20 Weekend
21 FIRE	21 Weekend	21 Weekend	21 BOOST	21	21 Weekend	21	21	21	21 CRUISE M	21 Weekend	21
22 FIRE	22 Weekend	22 Weekend	22 BOOST	22	22	22	22 Weekend	22 EXCITE Timing Drive	22	22 Weekend	22
23	23	23	23	23 Weekend	23 EXCITE Designer	23	23 Weekend	23 EXCITE Timing Drive	23	23	23
24 Weekend	24	24 CRUISE	24	24 Weekend	24 EXCITE Designer	24	24	24	24 Weekend	24	24
25 Weekend	25	25 CRUISE	25 Weekend	25 National Holiday	25	25 Weekend	25	25	25 Weekend	25	25 National Holiday
26 CRUISE M	26	26	26 Weekend	26	26	26 Weekend	26	26 Weekend	26 National Holiday	26	26 National Holiday
27 CRUISE M	27	27	27	27	27 Weekend	27	27	27 Weekend	27	27	27 Weekend
28 CRUISE M	28 Weekend	28 Weekend	28	28	28 Weekend	28	28	28	28	28 Weekend	28
29		29 Weekend	29	29	29 CRUISE M	29	29 Weekend	29 EXCITE Designer	29	29 Weekend	29
30		30 CRUISE M	30	30 Weekend	30 CRUISE M	30	30 Weekend	30 EXCITE Designer	30	30 CRUISE M	30
31 Weekend		31 CRUISE M		31 Weekend		31	31		31 Weekend		31

→ For detailed information and registration, please click on the product (you have to be logged in!).



Training Courses 2015 (Munich / Germany)

January	February	March	April	May	June	July	August	September	October	November	December
1	1 Weekend	1 Weekend	1	1	1	1	1 Weekend	1	1	1 Weekend	1
2	2	2	2	2 Weekend	2	2	2 Weekend	2	2	2	2
3 Weekend	3	3	3	3 Weekend	3	3	3	3	3 Weekend	3	3
4 Weekend	4	4	4 Weekend	4	4	4 Weekend	4	4	4 Weekend	4	4
5	5	5	5 Weekend	5	5	5 Weekend	5	5 Weekend	5	5	5 Weekend
6	6	6	6	6	6 Weekend	6	6	6 Weekend	6	6	6 Weekend
7	7 Weekend	7 Weekend	7	7	7 Weekend	7	7	7	7	7 Weekend	7
8	8 Weekend	8 Weekend	8	8	8	8	8 Weekend	8 BOOST	8	8 Weekend	8
9	9	9	9	9 Weekend	9	9	9 Weekend	9 BOOST	9	9	9
10 Weekend	10	10 BOOST	10	10 Weekend	10	10	10	10	10 Weekend	10	10
11 Weekend	11	11 BOOST	11 Weekend	11	11	11 Weekend	11	11	11 Weekend	11	11
12	12	12	12 Weekend	12	12	12 Weekend	12	12 Weekend	12	12	12 Weekend
13	13	13	13	13	13 Weekend	13	13	13 Weekend	13 EXCUTE PU	13	13 Weekend
14	14 Weekend	14 Weekend	14 FIRE	14	14 Weekend	14	14	14	14 EXCUTE PU	14 Weekend	14
15	15 Weekend	15 Weekend	15 FIRE	15	15	15	15 Weekend	15 FIRE	15 EXCUTE PU	15 Weekend	15
16	16	16	16	16 Weekend	16	16	16 Weekend	16 FIRE	16	16	16
17 Weekend	17	17	17	17 Weekend	17	17	17	17	17 Weekend	17	17
18 Weekend	18	18	18 Weekend	18	18	18 Weekend	18	18	18 Weekend	18	18
19	19	19	19 Weekend	19	19	19 Weekend	19	19 Weekend	19	19	19 Weekend
20	20	20	20	20	20 Weekend	20	20	20 Weekend	20 CRUISE	20	20 Weekend
21	21 Weekend	21 Weekend	21 CRUISE	21	21 Weekend	21	21	21	21 CRUISE	21 Weekend	21
22	22 Weekend	22 Weekend	22 CRUISE	22	22	22	22 Weekend	22	22	22 Weekend	22
23	23	23	23	23 Weekend	23	23	23 Weekend	23	23	23	23
24 Weekend	24	24 EXCITE PU	24	24 Weekend	24	24	24	24	24 Weekend	24	24
25 Weekend	25	25 EXCITE PU	25 Weekend	25	25	25 Weekend	25	25	25 Weekend	25	25
26	26	26 EXCITE PU	26 Weekend	26	26	26 Weekend	26	26 Weekend	26	26	26 Weekend
27	27	27	27	27	27 Weekend	27	27	27 Weekend	27	27	27 Weekend
28	28 Weekend	28 Weekend	28	28	28 Weekend	28	28	28	28	28 Weekend	28
29		29 Weekend	29	29	29	29	29 Weekend	29	29	29 Weekend	29
30		30	30	30 Weekend	30	30	30 Weekend	30	30	30	30
31 Weekend		31		31 Weekend		31	31		31 Weekend		31

→ For detailed information and registration, please click on the product (you have to be logged in!).

Training Courses 2015 (FRANCE)

January	February	March	April	May	June	July	August	September	October	November	December
1	1 Weekend	1 Weekend	1	1	1	1	1 Weekend	1	1	1 Weekend	1
2	2	2	2	2 Weekend	2	2	2 Weekend	2	2	2	2
3 Weekend	3 EXCITE PU	3 CRUISE	3	3 Weekend	3	3	3	3	3 Weekend	3	3
4 Weekend	4 EXCITE PU	4 CRUISE	4 Weekend	4	4	4 Weekend	4	4	4 Weekend	4	4
5	5	5	5 Weekend	5	5	5 Weekend	5	5 Weekend	5	5	5 Weekend
6	6	6	6	6	6 Weekend	6	6	6 Weekend	6	6	6 Weekend
7	7 Weekend	7 Weekend	7	7	7 Weekend	7	7	7	7	7 Weekend	7
8	8 Weekend	8 Weekend	8	8	8	8	8 Weekend	8	8	8 Weekend	8
9	9	9	9	9 Weekend	9	9	9 Weekend	9	9	9	9
10 Weekend	10 FIRE	10	10	10 Weekend	10	10	10	10	10 Weekend	10	10
11 Weekend	11 FIRE	11	11 Weekend	11	11	11 Weekend	11	11	11 Weekend	11	11
12	12	12	12 Weekend	12	12	12 Weekend	12	12 Weekend	12	12	12 Weekend
13	13	13	13	13	13 Weekend	13	13	13 Weekend	13	13	13 Weekend
14	14 Weekend	14 Weekend	14	14	14 Weekend	14	14	14	14	14 Weekend	14
15	15 Weekend	15 Weekend	15	15	15	15	15 Weekend	15 EXCITE PU	15	15 Weekend	15
16	16	16	16	16 Weekend	16	16	16 Weekend	16 EXCITE PU	16	16	16
17 Weekend	17	17	17	17 Weekend	17	17	17	17	17 Weekend	17	17
18 Weekend	18	18	18 Weekend	18	18	18 Weekend	18	18	18 Weekend	18	18
19	19	19	19 Weekend	19	19	19 Weekend	19	19 Weekend	19	19	19 Weekend
20	20	20	20	20	20 Weekend	20	20	20 Weekend	20	20	20 Weekend
21	21 Weekend	21 Weekend	21	21	21 Weekend	21	21	21	21	21 Weekend	21
22	22 Weekend	22 Weekend	22	22	22	22	22 Weekend	22 FIRE	22	22 Weekend	22
23	23	23	23	23 Weekend	23	23	23 Weekend	23 FIRE	23	23	23
24 Weekend	24	24	24	24 Weekend	24	24	24	24	24 Weekend	24	24
25 Weekend	25	25	25 Weekend	25	25	25 Weekend	25	25	25 Weekend	25	25
26	26	26	26 Weekend	26	26	26 Weekend	26	26 Weekend	26	26	26 Weekend
27	27	27	27	27	27 Weekend	27	27	27 Weekend	27	27	27 Weekend
28	28 Weekend	28 Weekend	28	28	28 Weekend	28	28	28	28	28 Weekend	28
29		29 Weekend	29	29	29	29	29 Weekend	29 CRUISE	29	29 Weekend	29
30		30	30	30 Weekend	30	30	30 Weekend	30 CRUISE	30	30	30
31 Weekend		31		31 Weekend		31	31		31 Weekend		31

→ For detailed information and registration, please click on the product (you have to be logged in!).

Training Courses 2015 (USA)

January	February	March	April	May	June	July	August	September	October	November	December
1 Holiday	1 Weekend	1 Weekend	1 CRUISE	1	1	1	1 Weekend	1 FIRE	1	1 Weekend	1
2	2	2	2	2 Weekend	2 FIRE	2	2 Weekend	2 FIRE	2	2	2
3 Weekend	3 EXCITE Power Unit	3 EXCITE Piston & Rings	3	3 Weekend	3 FIRE	3 Holiday	3	3 FIRE	3 Weekend	3 FIRE	3
4 Weekend	4 EXCITE Power Unit	4 EXCITE Piston & Rings	4 Weekend	4	4 FIRE	4 Weekend	4	4	4 Weekend	4 FIRE	4
5	5	5	5 Weekend	5 EXCITE Power Unit	5	5 Weekend	5	5 Weekend	5	5 FIRE	5 Weekend
6	6	6	6	6 EXCITE Power Unit	6 Weekend	6	6	6 Weekend	6 BOOST	6	6 Weekend
7	7 Weekend	7 Weekend	7 BOOST	7	7 Weekend	7	7	7 Holiday	7 BOOST	7 Weekend	7
8	8 Weekend	8 Weekend	8 BOOST	8	8	8	8 Weekend	8	8	8 Weekend	8
9	9	9	9	9 Weekend	9 BOOST	9	9 Weekend	9 CRUISE	9	9	9
10 Weekend	10	10	10	10 Weekend	10 BOOST	10	10	10 CRUISE	10 Weekend	10 EXCITE Power Unit	10
11 Weekend	11	11	11 Weekend	11	11	11 Weekend	11	11	11 Weekend	11 EXCITE Power Unit	11
12	12	12	12 Weekend	12	12	12 Weekend	12	12 Weekend	12	12	12 Weekend
13 BOOST	13	13	13	13	13 Weekend	13	13	13 Weekend	13 EXCITE Piston & Rings	13	13 Weekend
14 BOOST	14 Weekend	14 Weekend	14 EXCITE Timing Drive	14	14 Weekend	14	14	14	14 EXCITE Piston & Rings	14 Weekend	14
15 CRUISE	15 Weekend	15 Weekend	15 EXCITE Timing Drive	15	15	15	15 Weekend	15 EXCITE Power Unit	15	15 Weekend	15
16 CRUISE	16	16	16	16 Weekend	16 EXCITE Designer	16	16 Weekend	16 EXCITE Power Unit	16	16	16
17 Weekend	17 EXCITE Designer	17 FIRE	17	17 Weekend	17 EXCITE Designer	17	17	17	17 Weekend	17	17
18 Weekend	18 EXCITE Designer	18 FIRE	18 Weekend	18	18	18 Weekend	18	18	18 Weekend	18	18
19	19	19 FIRE	19 Weekend	19 EXCITE Piston & Rings	19	19 Weekend	19	19 Weekend	19	19	19 Weekend
20 FIRE	20	20	20	20 EXCITE Piston & Rings	20 Weekend	20	20	20 Weekend	20	20	20 Weekend
21 FIRE	21 Weekend	21 Weekend	21	21	21 Weekend	21	21	21	21	21 Weekend	21
22 FIRE	22 Weekend	22 Weekend	22	22	22	22	22 Weekend	22 EXCITE Timing Drive	22	22 Weekend	22
23	23	23	23	23 Weekend	23	23	23 Weekend	23 EXCITE Timing Drive	23	23	23 Holiday
24 Weekend	24	24	24	24 Weekend	24	24	24	24	24 Weekend	24	24 Holiday
25 Weekend	25	25	25 Weekend	25 Holiday	25	25 Weekend	25	25	25 Weekend	25	25 Holiday
26	26	26	26 Weekend	26	26	26 Weekend	26	26 Weekend	26	26 Holiday	26 Weekend
27	27	27	27	27	27 Weekend	27	27	27 Weekend	27	27 Holiday	27 Weekend
28	28 Weekend	28 Weekend	28	28	28 Weekend	28	28	28	28	28 Weekend	28
29		29 Weekend	29	29	29	29	29 Weekend	29 EXCITE Designer	29	29 Weekend	29
30		30	30	30 Weekend	30	30	30 Weekend	30 EXCITE Designer	30	30	30
31 Weekend		31 CRUISE		31 Weekend		31	31		31 Weekend		31 Holiday

→ For detailed information and registration, please click on the product (you have to be logged in!).